


## Simplified Grounding for Every Application

The UFO family of components eliminates the need for separate grounding hardware by bonding solar modules directly to IronRidge XR Rails. All system types that feature the UFO family—Flush Mount, Tilt Mount and Ground Mount—are fully listed to the UL 2703 standard.

UFO hardware forms secure electrical bonds with both the module and the rail, resulting in many parallel grounding paths throughout the system. This leads to safer and more reliable installations.



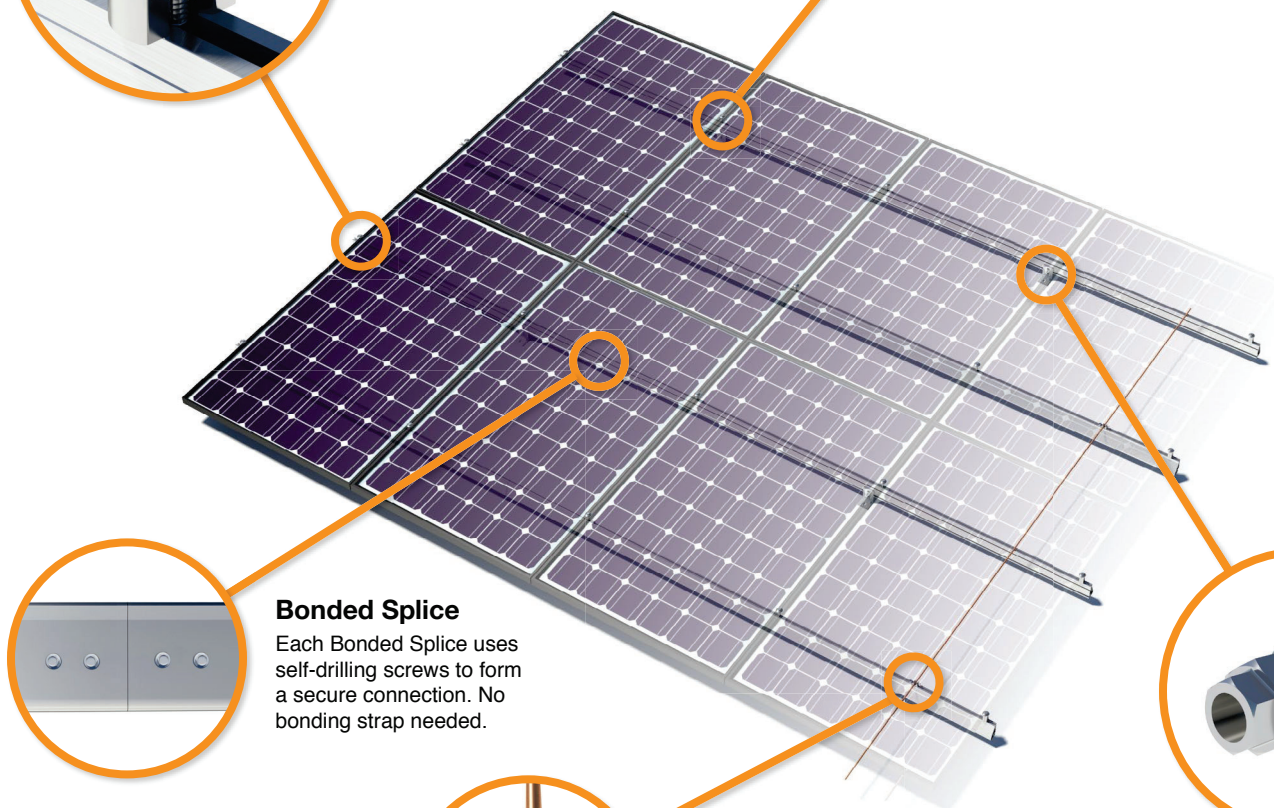
### Universal Fastening Object (UFO)

The UFO securely bonds solar modules to XR Rails. It comes assembled and lubricated, and can fit a wide range of module heights.




### Stopper Sleeve

The Stopper Sleeve snaps onto the UFO, converting it into a bonded end clamp.



### Bonded Splice

Each Bonded Splice uses self-drilling screws to form a secure connection. No bonding strap needed.



### Grounding Lug

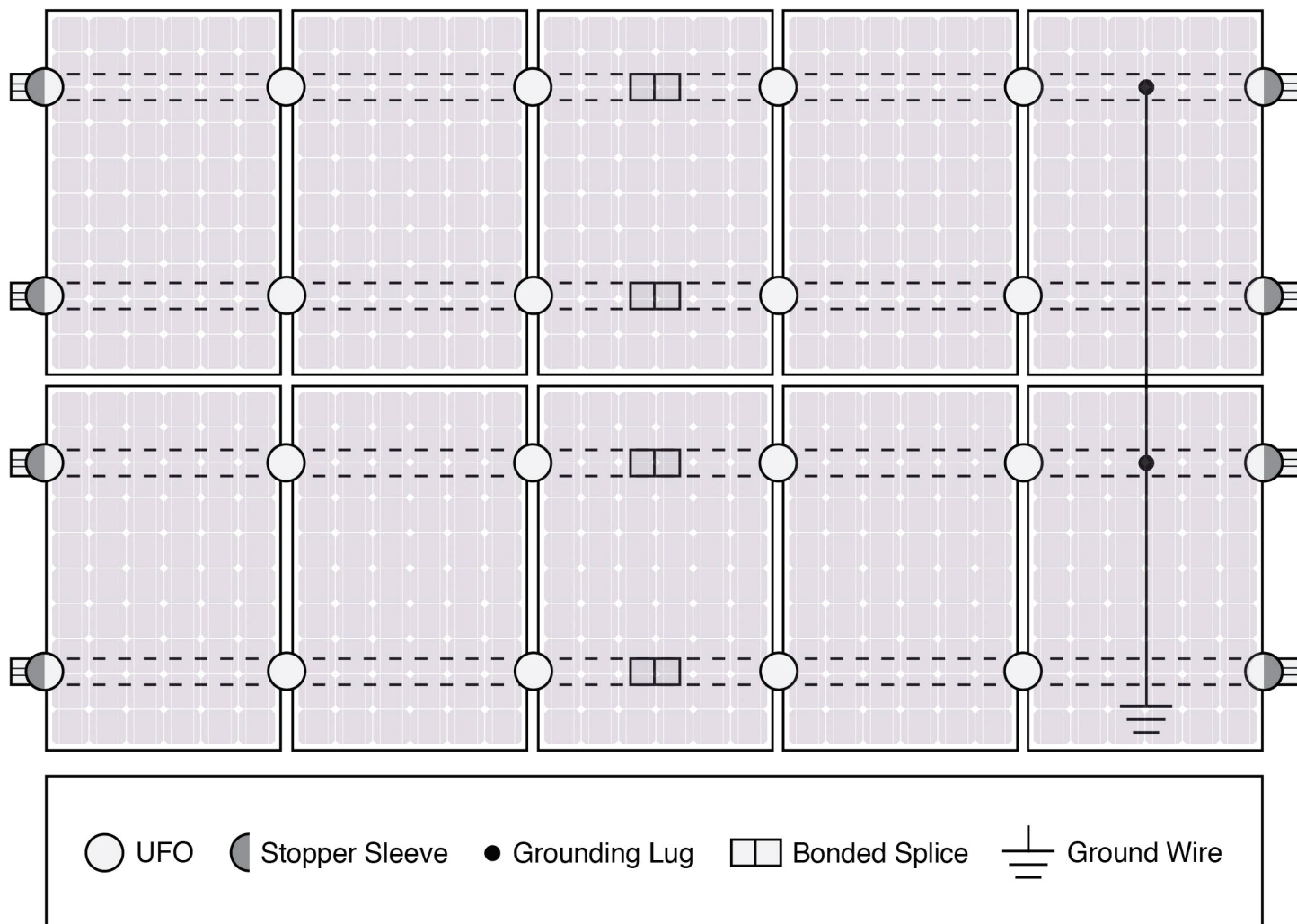
A single Grounding Lug connects an entire row of PV modules to the grounding conductor.



### Bonded Attachments

The bonding bolt attaches and bonds the L-foot to the rail. It is installed with the same socket as the rest of the system.

## System Diagram



⚠ Approved Enphase microinverters can provide equipment grounding of IronRidge systems, eliminating the need for grounding lugs and field installed equipment ground conductors (EGC). A minimum of two microinverters mounted to the same rail and connected to the same Engage cable is required. Refer to installation manuals for additional details.

## UL Certification

The IronRidge Flush Mount, Tilt Mount, and Ground Mount Systems have been listed to UL 2703 by Intertek Group plc.

UL 2703 is the standard for evaluating solar mounting systems. It ensures these devices will maintain strong electrical and mechanical connections over an extended period of time in extreme outdoor environments.

 [Go to IronRidge.com/UFO](http://IronRidge.com/UFO)

| Cross-System Compatibility                   |   |            |              |
|--|---|------------|--------------|
| Feature                                      | Flush Mount   | Tilt Mount | Ground Mount |
| <b>XR Rails</b>                              | ✓   | ✓          | XR1000 Only  |
| <b>UFO/Stopper</b>                           | ✓   | ✓          | ✓            |
| <b>Bonded Splice</b>                         | ✓   | ✓          | N/A          |
| <b>Grounding Lugs</b>                        | 1 per Row   | 1 per Row  | 1 per Array  |
| <b>Microinverters &amp; Power Optimizers</b> | Enphase - M250-72, M250-60, M215-60, C250-72<br>Darfon - MIG240, MIG300, G320, G640<br>SolarEdge - P300, P320, P400, P405, P600, P700, P730 |            |              |
| <b>Fire Rating</b>                           | Class A   | Class A    | N/A          |
| <b>Modules</b>                               | Tested or Evaluated with over 400 Framed Modules<br>Refer to installation manuals for a detailed list.                                      |            |              |